


April 18, 2026 9-11am

▸ Fairlington Villages  
Spring Grounds  
Forum

[Grounds@FairlingtonVillages.com](mailto:Grounds@FairlingtonVillages.com)



Rudbeckia fulgida - Elaine Mills MGNV

# How We'll Spend the Next 2 Hours

## Displays

**Mosquito Bucket  
Info & free straw**

**Focal Bed diagrams  
& native plants list  
& pictures**

**Flower Power  
competition  
information & sign  
up**

**Plant Sale Lists**

**Container  
Gardening  
Information**

**Outside Water  
Spigots**

## Basic Information

**Where and what we  
can and can't plant**

**What we're doing in  
common areas**

**Where to get free soil,  
compost and mulch**

## Break-out Tables

**Annuals**

**Herbs**

**Native perennials**

**Vegetables**

## ▸ Mosquito Bucket of Doom

Visit the Master Gardeners'  
Small Space Garden at the  
Fairlington Community  
Center

Every Sunday from 9 - 11 am  
May through October

To see an example, ask your  
questions, and pick up  
some straw!



# Display

## Focal Beds at Property Entrances – Native Plants Replace Annuals

- Moving from annuals to perennials, incorporate natives
- Reduce recurring expenditures 2x annually
- Reduce/eliminate weekly watering that annuals need
- Started in Spring 2025
- 3 beds at entrances to FV
  - 28<sup>th</sup> Road
  - 31<sup>st</sup> Street
  - Abingdon Street

[Diagrams and Plant Lists on Easel](#)

## Flower Power Competition When, Where, Who ?



### Watch for News in

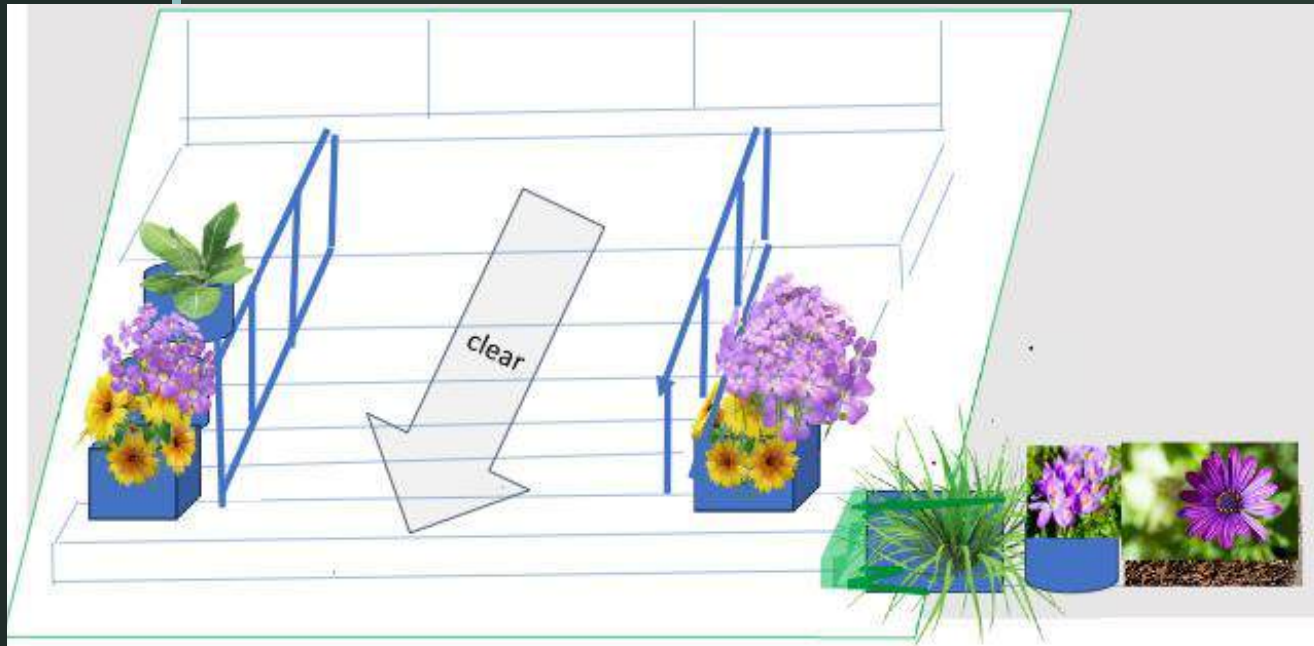
- Town Sq
- North Fairlington Newsletter
- Grounds Committee Plant Sale

- **What and Where?**
  - Flowers on your porches
- **When?:**
  - Registration Opens May 1
  - Judging: July 1-7
- **Who?**

### All FV Residents of...

- Multi-unit Buildings
- Town Houses
- Courtyards

## Flower Power Competition Note Approved\* Container Placement



### Permitted Areas for Containers

Building Porch Landing with Railings and Steps above and Ground Level below.

Guidelines for Placement: Walkway area must be clear of plant containers for pedestrian safety.

- On Porches
  - Outside Railings
  - Away from entry/exit area
- On ground landing
- Away from walkway areas
- In-ground - annuals only

\* Areas Approved by Board of Directors

# Flower Power Competition Judging Criteria

## **Creativity – Be Inventive!**

- Introduce a Theme
- Teach Children Gardening

## **Abundance – The More The Better**

- Flowers within Safe Porch Parameters

## **Vibrant Color – Wow Factor!**

- Bright, Welcoming
- Healthy Appearance



## **Winner Categories:**

**– Best Building – Best Unit – Best Courtyard**

# Fairlington Villages Plant Sale

In Conjunction with the Yard Sale

## Annuals

Lantana  
Zinnia  
Salvia  
Geranium  
Geranium  
SunPatiens  
Impatiens  
Begonias  
Coleus

## Native Perennials

Creeping phlox  
Wild strawberry  
Green and gold  
Evening Primrose  
Black Eyed Susan  
Butterfly weed  
Purple Coneflower  
Woodland Phlox  
Christmas fern  
Wild geranium  
Bleeding heart



Creeping Phlox.  
Angela McNamara MGNV



Woodland Phlox  
Angela McNamara MGNV



Black-eyed Susans  
Elaine Mills MGNV

Display

# Annual Plant Sale

in conjunction  
with FV yard sale

**Date:** Saturday May 2

**Time:** 8 am – noon

**Place:** FV Community Center

**3001 S Abingdon St**



Butterfly Weed.  
Elaine Mills MGNV

# Display

# Container Gardening Information and Resources

**Container Garden Basics**

**Choose the right size container.**

- Roots need room to grow.
- When in doubt, size up.

**Choose the right size plant :**

“Patio”/dwarf/bush varieties are generally best for containers.


**Soil is important:**

- Use a packaged lightweight potting mix or make your own.
- Do NOT use garden soil, the clay in it is too heavy.

**Plant at the same time you would for a regular garden.**


**Proper watering is key:**

- Water until it runs out of the drainage holes.
- On extremely hot days you may need to water twice. To test for dryness, insert your finger to the second knuckle; if the soil is dry, water.
- Try a self watering container for your water loving plants, like tomatoes.




**Read the instructions**


- Save your seed packets and plant tags.
- Label your plants.



**Make sure your plant has the required amount of sunlight.**



**Inspect your plants regularly for insects and signs of disease. Protect them from high winds and heavy rains if possible.**



**Sometimes plants die.**

Try to find the cause but don't stress out. It happens.

# Outside Water Spigots

Turn on your outside spigots for Association to use to water new plants.

Doesn't work? Please have it replaced.

## Display Examples:

Frost-Free / Freeze-proof Spigot  
\$60 (top photo)

Traditional Hose Bib \$10  
(bottom photo)



## **Basic Information**

**Where and what we can and can't plant**

**What we're doing in common areas**

**Where to get free soil, compost and mulch**

# Basic Info

## Where and what we can and can't plant \*

\* <https://fairlingtonvillages.com/wp-content/uploads/sites/647/2023/11/Landscaping-Policy-and-Approved-Plant-List.pdf>


Location	Yes	No
Front of Building	<ul style="list-style-type: none"> <li>• Annuals</li> <li>• Herbs/Shrubs/Perennials with <u>prior</u> approval of Grounds Committee</li> </ul>	<ul style="list-style-type: none"> <li>• Vegetables</li> <li>• Invasive plants</li> </ul>
Side of Building		
Back of Building		
Fence	<ul style="list-style-type: none"> <li>• Inside (see Patio)</li> <li>• Outside within 1 foot</li> </ul>	<ul style="list-style-type: none"> <li>• Vegetables outside Fence</li> <li>• Invasive plants</li> </ul>
Patio	<ul style="list-style-type: none"> <li>• Annuals/Perennials</li> <li>• Herbs</li> <li>• Vegetables</li> <li>• Small shrubs</li> <li>• Vines</li> <li>• Small trees</li> </ul>	<ul style="list-style-type: none"> <li>• Large trees</li> <li>• Invasive plants</li> </ul>
Balcony	<ul style="list-style-type: none"> <li>• Herbs</li> <li>• Annuals/Perennials</li> <li>• Vegetables</li> <li>• Small shrubs</li> <li>• Vines</li> </ul>	<ul style="list-style-type: none"> <li>• Trees</li> <li>• Invasive plants</li> </ul>

# \* Where and What We Can Plant

<https://fairlingtonvillages.com/wp-content/uploads/sites/647/2023/11/Landscaping-Policy-and-Approved-Plant-List.pdf>

## FairlingtonVillages.com

- Committees
- Grounds



GroundsForumPresentation-Sept 2025-post-compressed [Download](#)

Fairlington-Villages-Native-Trees-Shrubs-and-Plants [Download](#)

**Landscaping-Policy-and-Approved-Plant-List** [Download](#)

**Selected North Fairlington News Articles Relating to the Grounds:**

Turf Report approved by Board [Download](#)

# What we're doing in common areas

### Natural products

- Halt use of property-wide pesticides/herbicides
- Use pesticides/herbicides in targeted areas where there are no alternatives

### Invasive removal

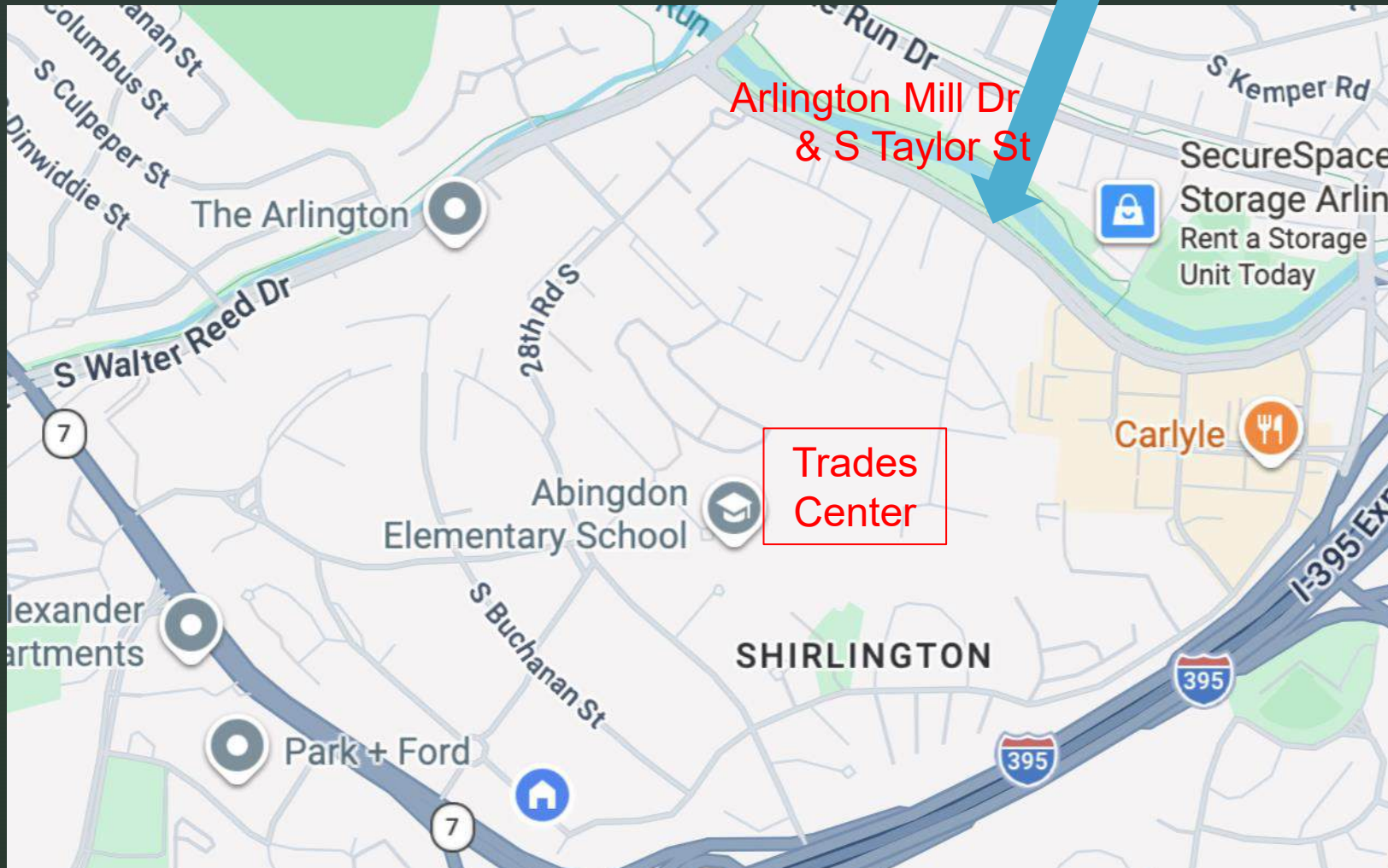
- Definition: non-native that causes ecological or financial harm to environment/humans
- Plant Lists: Arlington, Alexandria, USDA, National Park Service

### Native plants

- Definition: naturally occurs without human introduction, co-evolved with local environment over a long period
- Why: Well-adapted to our environment; Foundation of local ecosystems, vital role for local wildlife
- Ideal Target: 70%

## Basic Info

# Where to get free soil, compost, mulch



Take with you:

- a tarp for car trunk or buckets
- A shovel

# What to See in the Room

## Displays

**Mosquito Bucket Info & free straw**

**Focal Bed diagrams & native plants list & pictures**

**Flower Power competition information & sign up**

**Plant Sale Lists**

**Container Gardening Information**

**Outside Water Spigots**

## Break-out Tables

**Annuals**

**Herbs**

**Native perennials**

**Vegetables**